



Global Sustainable Development Report

GSDR 2019

Science for Sustainable Development



1. A decisive decade ahead

*Sounding the alarm bell:
The need to scale-up and
accelerate implementation*


Distance from reaching the target by 2030 without transformation					
	WITHIN 5%	5-10%	>10%	NEGATIVE TREND	REGION(S) MOST BEHIND
SDG 1		1.1. eradicating extreme poverty	1.3. social protection for all**	Negative trend	SSA (1.1; 1.3), SCA (1.3)
SDG 2		2.1. ending hunger (undernourishment)	2.2. ending malnutrition (stunting) 2.5. maintaining genetic diversity** 2.a. investment in agriculture*	2.2. ending malnutrition (overweight)	SSA (2.1; 2.2; 2.5; 2.a), OCE (2.2), ESEASI (2.a)
SDG 3	3.2. under 5 mortality 3.2. neonatal mortality		3.1. maternal mortality 3.4. premature deaths from non-communicable diseases		SSA (all), SCA (3.2 - neonatal mortality)
SDG 4	(4.1) Enrolment in primary education	(4.6) literacy among youth and adults	4.2. early childhood development (4.1) enrolment in secondary education (4.3) enrolment in tertiary education		CSA, SSA
SDG 5			5.5. women political participation		OCE
SDG 6		6.2. access to safe sanitation (open defecation practices)	6.1. access to safe drinking water 6.2. access to safe sanitation services		SSA (all)
SDG 7		7.1. access to electricity	7.2. share of renewable energy* 7.3. energy intensity		SSA (7.1; 7.3), OCE (7.1), ESEASI (7.2)
SDG 8			8.7. Use of child labour**		SSA, SCA
SDG 9		9.5. enhancing scientific research (R&D expenditure)	9.5. enhancing scientific research (number of researchers)		SSA, SCA
SDG 10			10.c. remittance costs	(-) inequality in income***	OCE
SDG 11			11.1 urban population living in slums*		SSA (as a share), ESEASI (as an absolute number)
SDG 12				12.2. absolute material footprint, and DMC*	SCA (%GDP), ESEASI (absolute amount)
SDG 13				Global GHGs continue to rise	
SDG 14				14.1 continued deterioration of coastal waters * 14.4. overfishing *	
SDG 15				15.5. biodiversity loss * 15.7 wildlife poaching and trafficking *	SCA
SDG 16			16.9 universal birth registration **		SCA

2. From boxes to arrows – a systemic approach



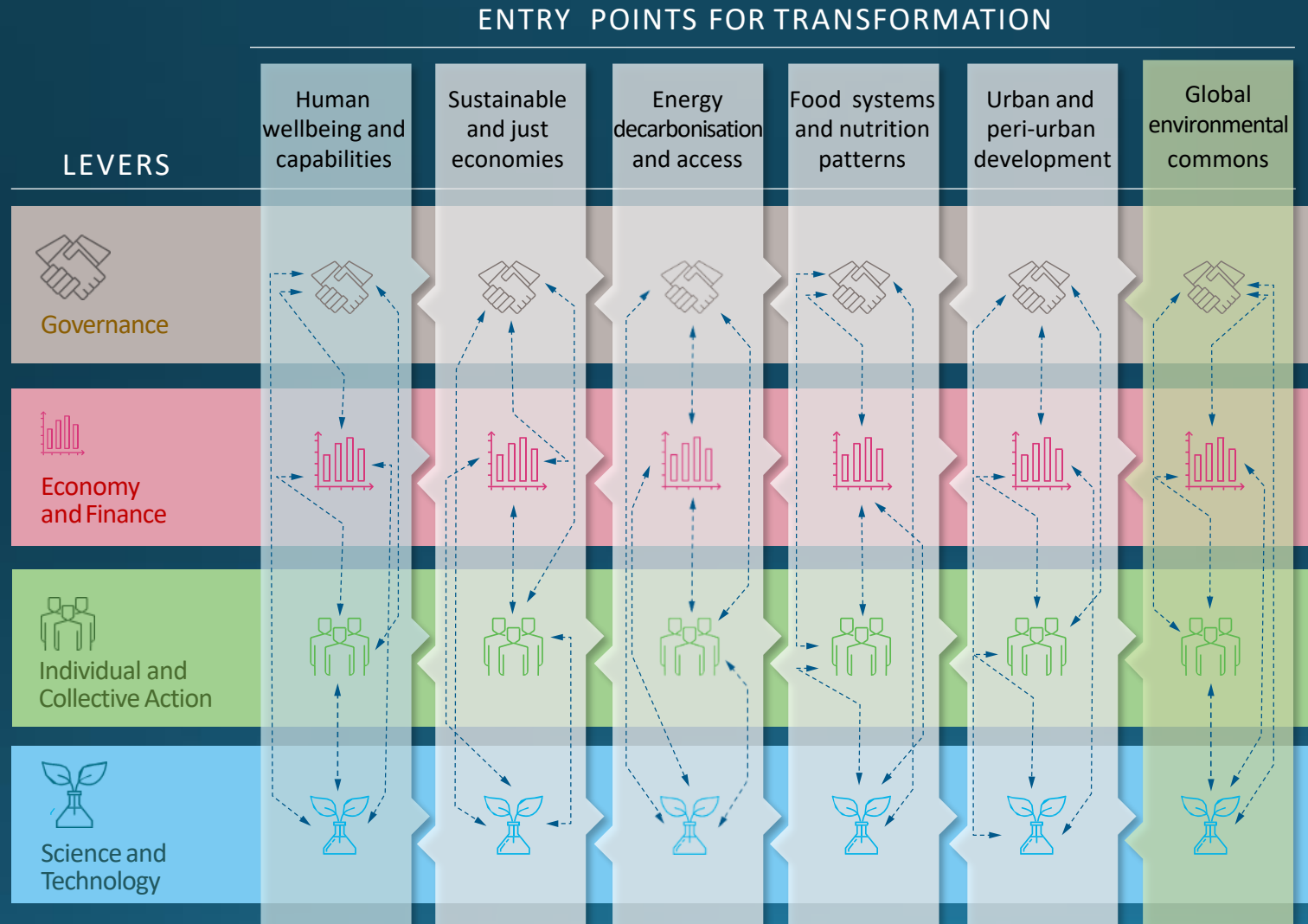
Moving forward:

- *address trade-offs*
- *harness co-benefits*
- *turn vicious- into virtuous cycles*





3. Knowledge-based transformations to sustainable development



Each entry point:

- ✓ Impediments
- ✓ Levers
- ✓ Integrated and context-specific pathways
- ✓ Call to Action

Pathways to Transformation as context-specific configurations of levers to achieve transformation in each entry point

Building sustainable food systems and nutrition patterns



Pathways

Food systems and nutrition patterns

Lever



- Social protection floors
- Integrating social & env. externalities
- Governing value and supply chains



- Insurances against shocks
- Improved trade agreements
- Market access



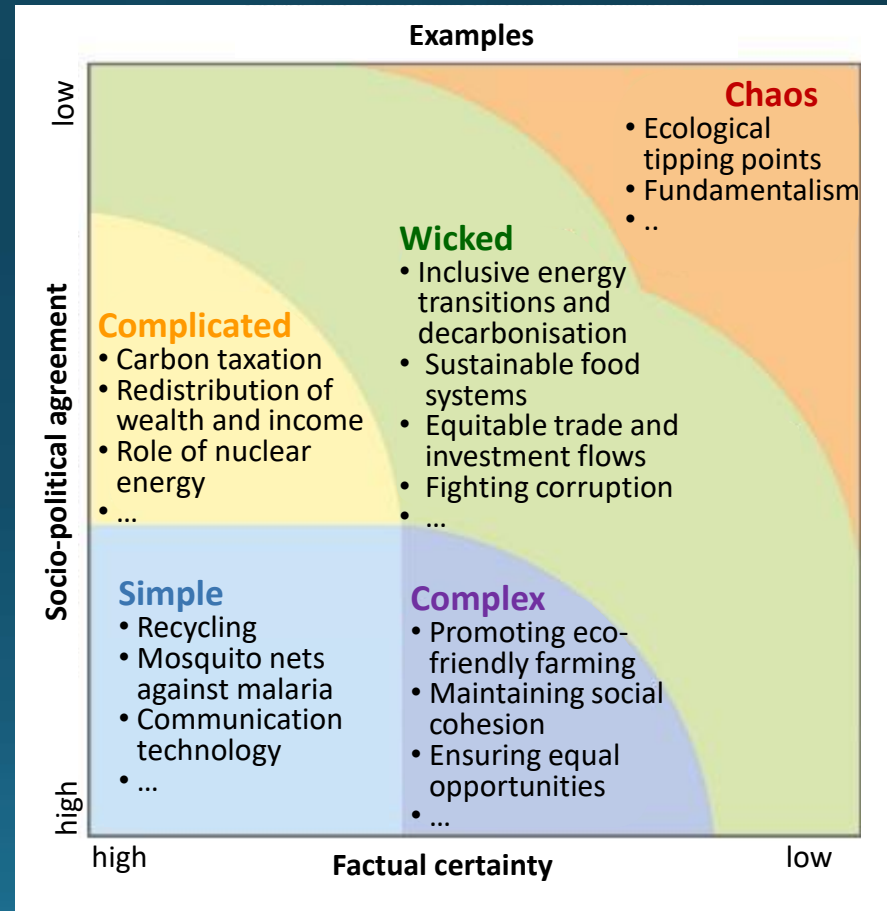
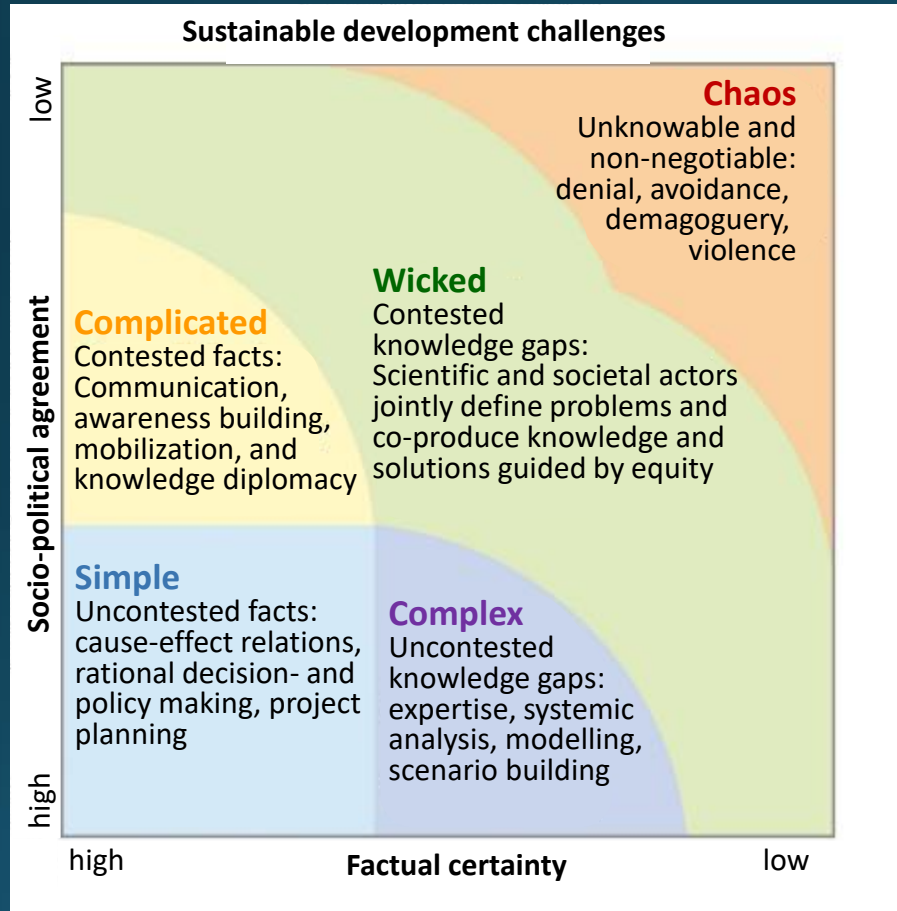
- Reducing food waste
- Changing dietary habits



- Lower environmental impacts
- Access to information and data
- Infrastructure and transportation



4. The role of science in knowledge-based transformations to sustainable development





Global Sustainable Development Report

GSDR 2019

Science for Sustainable Development

SCIENCE FOR SUSTAINABLE DEVELOPMENT

1. The 2030 Agenda: shared compass to harness advances of science and technology

Guidance from SDGs

International scientific assessment

Beyond the (17) Goals

2. Sustainability science

Transforming Science institutions

Mobilizing existing knowledge

Education for sustainable development

3. Partner for Transformation

Forging new partnership

Boosting capacity in the global South

Advancing research in society